



April 2019

Utah State Tax Commission
Motor Vehicle Enforcement
Division
210 N 1950 W
Salt Lake City, UT 84134

Upcoming Holidays

State Offices will be closed on the following Holidays:

5/27/19

7/4/19

7/24/19

Hours

MVED is open
Monday-Friday
8 AM—5PM

Commonly Used Phone Numbers and Websites

MVED

801-297-2600

801-297-2699 Fax

mved.utah.gov

DMV

801-297-7780

dmv.utah.gov

Tax Division

801-297-2200

tax.utah.gov

Tax Warehouse - Forms

801-297-3878

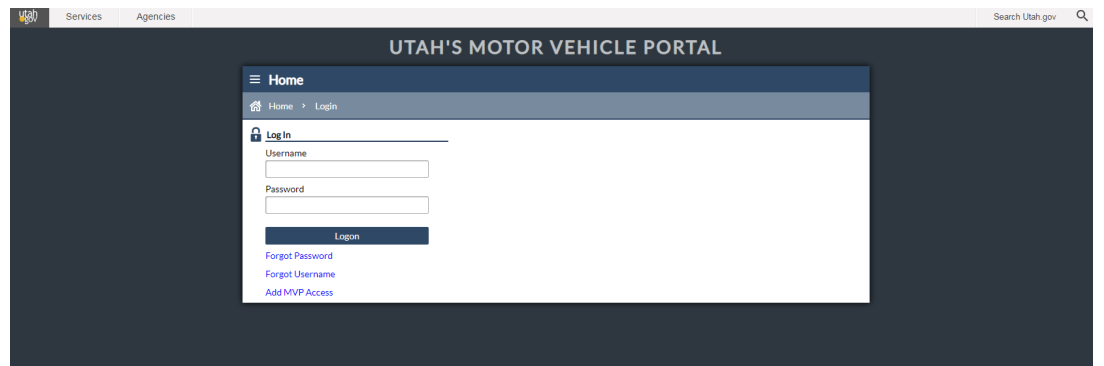
MVED Newsletter

MVED MVP—Motor Vehicle Portal

Under the MVP website you can renew your business license, if you are a dealer you can purchase permits, clear temporary permits and do your monthly reports of sale, etc. Following are screen shots with how to set up an MVP account.

Go to MVP.TAX.UTAH.GOV to log in.

There is a LOGIN option in the lower left corner.



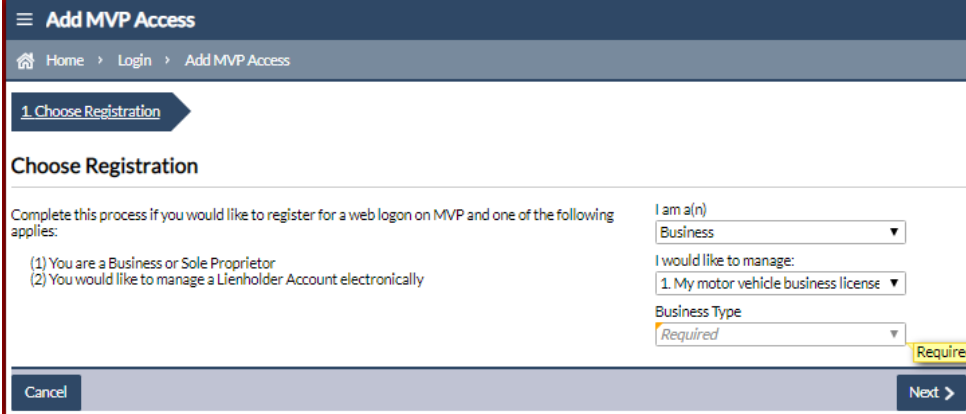
If you have a user name and password then enter that info here and Logon.

If you need access then click on Add MVP Access and see the following screen shots and instructions.

Adding MVP Access

If you are just setting up your MVP access for the first time a business owner must start the MVP log in process. If the owner of your business chooses to allow someone to log in on their behalf of their business, then a PIN number will be provided to the owner via email, to give to that person. If there are multiple owners of the business then **ALL** the owners must set up a log in to provide a 3rd party person access to the account. We want ALL the owners to be aware of who has access to their MVP account so they can manage the log in rights. **An employee should NOT be logging in using the owner's log in or setting up an account using the owners personal info. If we find an account set up by an employee using owner information that account will be ceased.**

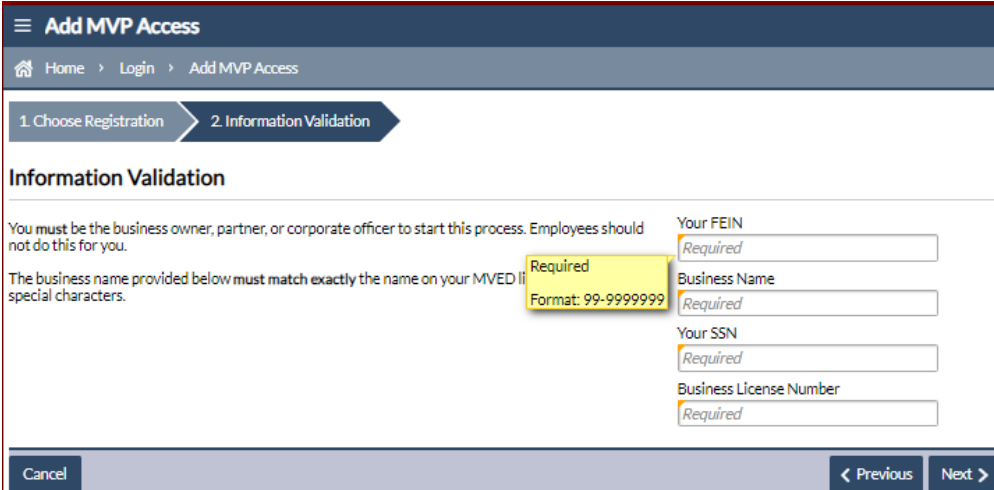
MVP access is needed so that you can easily renew your business license each year. We quit mailing out business renewal reminder notices in 2014. We now sent out email reminder notifications to anyone with access to MVP.



The screenshot shows the 'Add MVP Access' web form. The breadcrumb trail is 'Home > Login > Add MVP Access'. The current step is '1. Choose Registration'. The form asks the user to complete the process if they want to register for a web logon on MVP and one of the following applies: (1) You are a Business or Sole Proprietor, or (2) You would like to manage a Lienholder Account electronically. There are four dropdown menus: 'I am a(n)' with 'Business' selected, 'I would like to manage:' with '1. My motor vehicle business license' selected, 'Business Type' with 'Required' selected, and a 'Required' label next to it. At the bottom, there are 'Cancel' and 'Next >' buttons.

The next few pages will show the screenshots that an OWNER would see.

Employee/CPA/Manager screens will be similar but will ask different questions. Instead of entering a Social Security Number it will ask them for a PIN—which will be in the email sent to the owner when they set up their access.



The screenshot shows the 'Add MVP Access' web form, Step 2: Information Validation. The breadcrumb trail is 'Home > Login > Add MVP Access'. The current step is '2. Information Validation'. The form contains several text input fields, each with a 'Required' label: 'Your FEIN', 'Business Name', 'Your SSN', and 'Business License Number'. A yellow callout box points to the 'Business Name' field with the text 'Required Format: 99-99999999'. At the bottom, there are 'Cancel', '< Previous', and 'Next >' buttons.

Enter the information it is requesting. You must enter the Business name EXACTLY how it appears on your MVED license, including special characters. Click on Next.

Add MVP Access

Home > Login > Add MVP Access

1. Choose Registration > 2. Information Validation > 3. Create Web Logon

Create Web Logon

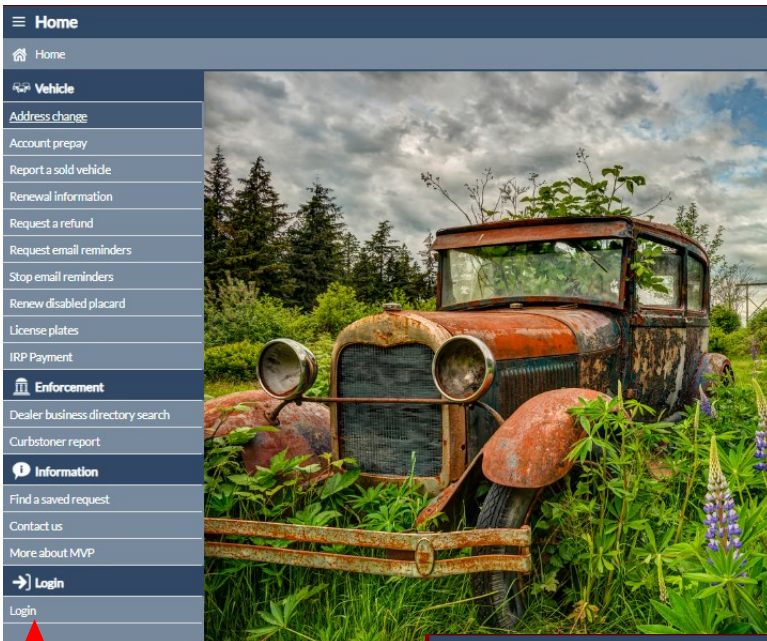
Logon Info	Contact Phone	Contact Name
Username <i>Required</i>	Primary Type of Phone <i>Required</i>	First Name <i>Required</i>
Password <i>Required</i>	Primary Phone Number <i>Required</i>	Middle Name
Confirm Password <i>Required</i>	Secondary Type of Phone	Last Name <i>Required</i>
Secret Question <i>Required</i>	Secondary Phone	Email <i>Required</i>
Secret Answer (Case-Sensitive) <i>Required</i>		Confirm Email

Cancel < Previous Submit

On this screen you will select your web log in, select password, enter your phone and contact info. Then click on Submit.

A reCaptcha screen will pop up and you must confirm you are not a robot.

You will then receive a confirmation email. In that email it will have an authentication number that you must use when you try to log in. It will also have a PIN number to give to an employee/CPA/Manager that you wish to grant MVP access to. The email will have a hyper link to get you back to the MVP home page.



Click on LOGIN in the lower left corner. On the next screen enter the USERNAME and PASSWORD you set up in MVP.

Home

Home > Login

Log In

Username

Password

Logon

[Forgot Password](#)
[Forgot Username](#)
[Add MVP Access](#)

Authentication

Home > Login > Authentication

Confirm Identification

The browser you are logging on with is not recognized.
An authentication code will need to be sent in order to verify your identity.

[Send Authentication Email](#)

An authentication code will be emailed to:
j*****r@utah.gov
[Already received an authentication code?](#)

Why is this required?

You're using a new browser that hasn't logged into your account before.
You have switched browsers or deleted your cookies.

The next page will have information about your browser. Since you should have the email with the authentication code you will click on the hyperlink that says “**Already received an authentication code?**”

Authentication

Home > Login > Authentication

Authentication Code

An authentication code was sent to you.

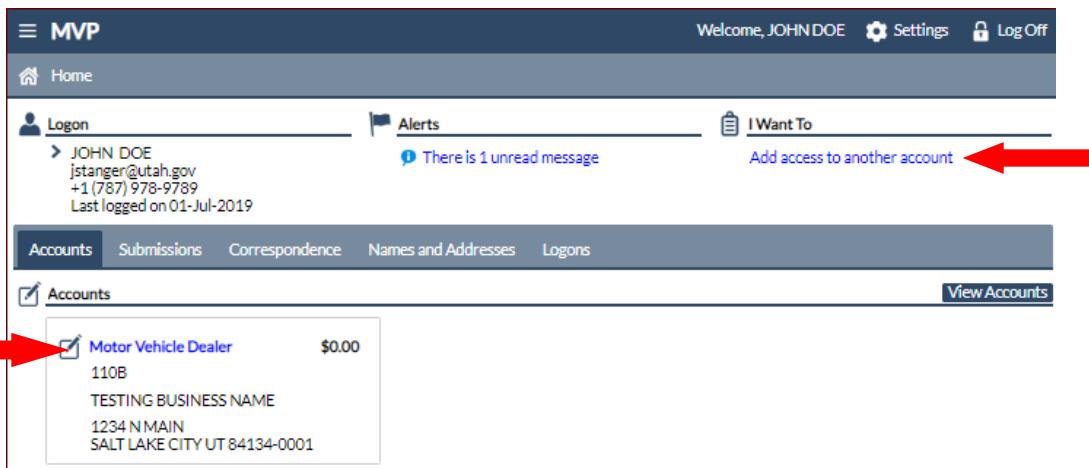
Authentication Code
 Required

Trust This Browser
 No Yes

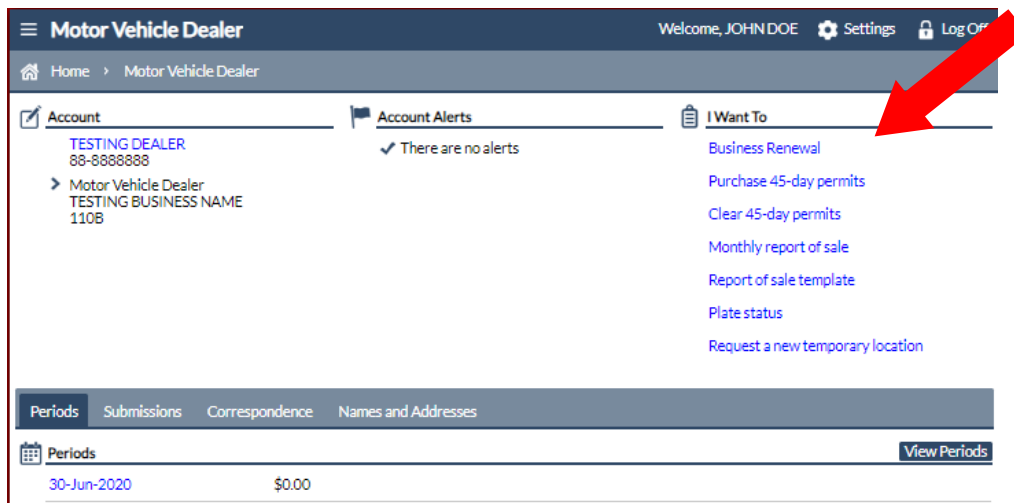
[Ligon](#)

[Didn't receive an authentication code?](#)
[Populate code](#)

The next screen will ask for the authentication code from your email. You can change the answer to TRUST THIS BROWSER to be YES then you don't need an authentication code each time you log in. You will not want to trust the browser on public computers.



When you log in you will see an ACCOUNTS tab. If you have multiple license types under the same FEIN— IE Dealer and Transporter you can add access to the other accounts so they are in the same log in. Click on the ADD ACCESS TO ANOTHER ACCOUNT hyperlink in the upper right corner. To go into the Account itself click on the Business Type hyperlink—in this example it is Motor Vehicle Dealer. *NOTE If you are a SOLE PROP you cannot add access to another account. Each account would have a separate log in into MVP.



From the account screen you will have different options visible under “I WANT TO”. Those options will vary depending on your license type.

If you didn't have your dealer training completed yet for the year you will see an Account Alert that indicates that and the Business Renewal option will not be visible.

Trainer information for the yearly dealer training can be found here—<https://mved.utah.gov/other/training>

Please contact MVED at 801-297-2600 if you have further questions about using MVP.

2019 Motor Vehicle Legislative Law Changes—see info below for effective dates

HB 101 Autonomous Vehicle Regulations – Rep. Robert M. Spendlove (Effective May 14, 2019) Defines terms related to autonomous vehicles; allows the operation of a vehicle in the state by an automated driving system; exempts a vehicle with an engaged automated driving system from the requirement to obtain a driver’s license; provides protocol in case of an accident involving an autonomous vehicle; requires a vehicle equipped with an automated driving system to be properly titled, registered, and insured; preempts political subdivisions from regulating autonomous vehicles in addition to regulation provided in state statute; and requires the DMV to revoke registration of an autonomous vehicle upon notice by DPS or UDOT.

HB 105 Off-highway Vehicle Permit Amendments – Rep. Derrin R. Owens (Effective January 1, 2020) Removes provisions allowing reciprocal operational privileges for an off-highway vehicles registered in another state; and exempts nonresident vehicles used exclusively as an off highway implement of husbandry from the requirement to obtain an off-highway decal.

HB 139 Motor Vehicle Emissions Amendments – Rep. Angela Romero (Effective May 14, 2019) Amends the penalties for a vehicle that violates the emission standards by allowing the DMV discretion to suspend or revoke a vehicle registration upon notification by a local health department that the vehicle violates air emissions standards; requires a court to report repeat offenders of emission standards to the local health department; and requires the local health department to report repeat offenders of emission standards to the Motor Vehicle Division.

HB 263 Emissions Testing Revisions – Rep. Patrice M. Arent (Effective May 14, 2019) Changes the required visual inspection of emissions equipment on diesel-powered motor vehicles from model years 1997 and newer to model years 1998 and newer.

SB 82 Dealership Licensing Amendments – Sen. Don L. Ipson (Effective October 1, 2019) Repeals provisions authorizing the issuance of an “unbranded title;” requires an insurance company that pays a claim for a stolen vehicle that is not recovered to surrender the title to the DMV and the DMV to issue a title in the insurance company’s name; expands the definition of “body shop” from “a business engaged in rebuilding, restoring, repairing, or painting primarily the body of motor vehicles damaged by collision or natural disaster” to “a person engaged in rebuilding, restoring, repairing, or painting the body of motor vehicles for compensation;” prohibits the issuance or renewal of a transporter license to someone who is not licensed as a body shop, a detail or repair shop, a tow truck motor carrier, a licensed dealer, a repossession company, or a finance company and is not properly insured; prohibits use of a dealer plate on a loaded commercial vehicle over 26,000 pounds gross laden weight (previously 12,000 pounds) unless a special loaded demonstration permit is issued; increases the number of dealer plates from two plus one for every twenty-five motor vehicles sold to five plus one for every twenty-five motor vehicles sold; and makes ten or more violations of Section 41-3-301 a class A misdemeanor (instead of the current one violation).